










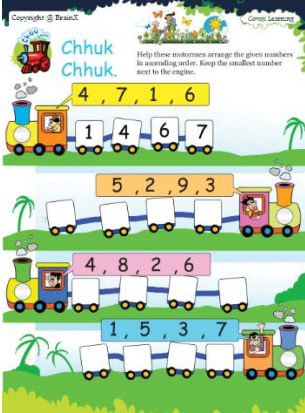








**DELHI POLICE PUBLIC SCHOOL
SCHOLASTIC SYLLABUS
SESSION AUGUST 2024-25**

MONTH	ENGLISH	HINDI	MATHS	EVS														
AUGUST	<p style="text-align: center;"><u>ORAL and WRITTEN</u></p> <p>Revision of all the work done in the class.</p> <ul style="list-style-type: none"> ➤ L-2 Let's Find Out. ➤ L-Water For Colours. ➤ Just Me. ➤ Use of Is, Am, Are. <div style="text-align: center;">  <p>Use of Is, Am and Are</p> </div> <ul style="list-style-type: none"> ➤ Use of I, You. ➤ T. Book pgs - 15 - 22, 86 - 94 	<p style="text-align: center;"><u>मौखिक और लिखित</u></p> <p>Revision of all the work done in the class.</p> <ul style="list-style-type: none"> ➤ ई की मात्रा ➤ पाठ - बकरी की शादी <table border="1" style="margin-left: auto; margin-right: auto;"> <thead> <tr> <th colspan="2" style="text-align: center;">बड़ी ई की मात्रा वाले शब्द चित्र सहित</th> </tr> <tr> <th style="text-align: center;">चित्र</th> <th style="text-align: center;">शब्द</th> </tr> </thead> <tbody> <tr> <td style="text-align: center;"></td> <td style="text-align: center;">घड़ी</td> </tr> <tr> <td style="text-align: center;"></td> <td style="text-align: center;">चील</td> </tr> <tr> <td style="text-align: center;"></td> <td style="text-align: center;">खीरा</td> </tr> <tr> <td style="text-align: center;"></td> <td style="text-align: center;">चाभी</td> </tr> <tr> <td style="text-align: center;"></td> <td style="text-align: center;">मछली</td> </tr> </tbody> </table> <ul style="list-style-type: none"> ➤ उ की मात्रा ➤ पाठ - गुड़िया नाच उठी ➤ T. Book pgs - 30 - 38. 	बड़ी ई की मात्रा वाले शब्द चित्र सहित		चित्र	शब्द		घड़ी		चील		खीरा		चाभी		मछली	<p style="text-align: center;"><u>ORAL and WRITTEN</u></p> <p>Revision of all the work done in the class.</p> <ul style="list-style-type: none"> ➤ Counting - 101 - 120 ➤ Counting - 1 - 120 ➤ Missing numbers 1-120 ➤ Number names - 31 - 40 ➤ Number names - 1 - 40 ➤ Ascending Order <div style="text-align: center;">  </div> <ul style="list-style-type: none"> ➤ Mental Maths 	<p style="text-align: center;"><u>ORAL and WRITTEN</u></p> <p>Revision of all the work done in the class</p> <ul style="list-style-type: none"> ➤ L - Clean, Fit and Healthy. ➤ L - I Love My Family. <div style="text-align: center;">  </div> <ul style="list-style-type: none"> ➤ L - Home, Sweet Home. ➤ Raksha Bandhan ➤ Independence Day ➤ Janamashtami ➤ T. Book pgs - 15 - 28.
बड़ी ई की मात्रा वाले शब्द चित्र सहित																		
चित्र	शब्द																	
	घड़ी																	
	चील																	
	खीरा																	
	चाभी																	
	मछली																	

Picture



I, We, You

Choose the correct subject pronoun to complete each sentence.

We		We	
You		You	
I		I	

1. _____ am friendly.

2. _____ am strong.

We		We	
You		You	
I		I	

3. _____ are smart.

4. _____ are tall.

We		We	
You		You	
I		I	

5. _____ are creative.

6. _____ are nervous.

'उ' गुलाब

(छोटे उ) की मात्रा वाले शब्द

कुल	मधु	खुशी	सुमन
यमुना	दुनिया	चतुर	सुबह
दुकान	पुराना	तुलसी	सुनील
सुपारी	पुल	धनुष	मुरली
युवा	मनु	अनुज	मधुर
जामुन	मथुरा	रघु	कुमार
मुख	तुम	सुगम	अंकुर

numbers

1 to 120

Numbers name -

31 - 40



- L-2 Let's Find Out.
- L-10 Water For Colours

Related worksheets and different activities like-

- Reading of the lesson.
- Circling New Words in the text book.
- New Words
- Fill in the blanks

- 'ई' और 'उ' की मात्रा ।


- परिचय
- शब्द कोश
- नवीन शब्द

- Use of Ganitmala
- Use of Abacus



- Mental Maths
- M.C.Q's
- Fill ups

- Family Tree



- We will sing the poem 'Look at the flag'

Activity

- Make sentences
- One word Question and answers based on the lesson.
- Worksheets
- Related activity
- Chose the correct option
- Making the children confident and going beyond what was taught by giving first-hand experience through pictures.
- Sequence lesson events using pictures
- Identify characters, setting, and events of a lesson.
- Read words by sounds of alphabets and read sentences by joining the words.



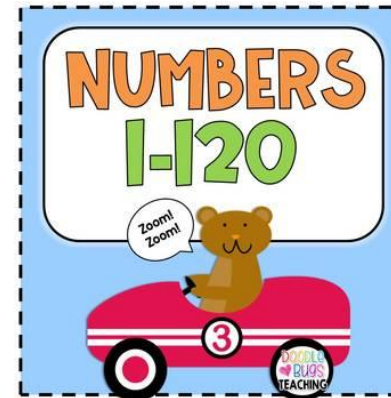
- Worksheets
- मिलान करना
- चित्र देख कर सही शब्द पर गोला लगाओ
- चित्र देख कर शब्द लिखो
- खाली स्थान भरो
- शब्द बनाओ
- मिलते जुलते शब्द



- पाठ - बकरी की शादी
- पाठ - गुड़िया नाच उठी



- Worksheets
- Count in sequence from 1 to 120.
- Missing numbers 1-120.




- Number names – 1 – 40
- Recognise and read number names.
- Learn the spellings.

- Colouring of - Tri – coloured Flag



- Colouring of Red Fort
- Costume Parade – Freedom Fighters



- Story of lord Krishna's birth.
- Different stories about Lord Krishna - his love for butter, Kalia naag, Govardhan hill,

- Making meaningful short and simple sentences.
 - Text book pgs 18 and 19
 - Paste or draw pictures related to the topic
 - Making the focal point of the lesson interesting .
 - Oral drilling and understanding the instructions and doing the related worksheets .
 - Learn new words and pasting pictures.
 - Motivate children to read , think , respond and analyse.
- Use of Is, Am, Are.
- Making children understand the concept of pronouns and

- पाठ पठन
- प्रश्न उत्तर
- खाली स्थान भरो
- वाक्य बनाओ
- कविता - नानी आई
- कविता - बुलबुल
- चित्र चिपकाएँ या चित्र बनाएँ ।
- रंगीन कागज़ से एक घड़ी बना कर चिपकाएँ ।



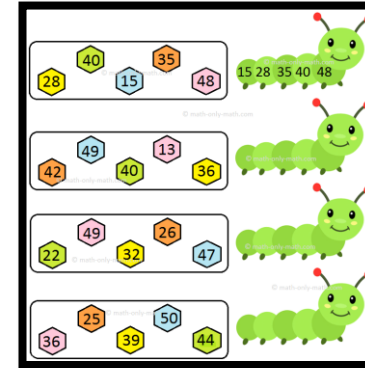
- साबुन का wrapper (छिलका) चिपकाएँ ।

- Write the numbers in words and figures.



- Translate the written version into digits.
- Jumbled numbers.

➤ Ascending Order.





- understand, recognise numbers .
- count in a sequence.




seeing the universe in Lord Krishna's mouth, Bakasura demon etc



- Bhjans and songs were also enjoyed like Chotti chotti gaya, Haathi ghoda palki
- Making of Rakhi's and celebrating it.



	<p>usage of is ,am are.</p> <ul style="list-style-type: none"> • Teaching through vocabulary building excercises. • Students will be able to use the correct form of pronouns in sentences. • To read on sight high frequency and familiar words. • Enabling the children to understand the concept through descriptive pictures and grammar. 		<ul style="list-style-type: none"> • identify big and small numbers.names . • arrange numbers from the smallest to the biggest.  <p>➤ Mental Maths .</p> <ul style="list-style-type: none"> • to do math “in their head” without using pencil and paper • understand math concepts better • get to the answer faster. 	<ul style="list-style-type: none"> • Learn New Terms • M.C.Q's • Fill ups • One word Question and answers based on the lesson. • Match • True or False 
➤	➤	➤	➤	•
<p>By the end of the lesson children will be able to –</p> <ul style="list-style-type: none"> ➤ L- 2 Let’s Find Out ➤ L- 10 Water For Colours 	<p>पाठ के अंत में बच्चे –</p> <ul style="list-style-type: none"> • ‘ई’ और ‘उ’ की मात्रा • खेल खेल में बोलना, सुनना, पढ़ना और लिखना । 	<p>By the end of the topic, children will be able to :</p> <ul style="list-style-type: none"> ➤ Count in sequence from 1 to 120. 	<p>By the end of the topic, children will be able to :</p> <ul style="list-style-type: none"> ➤ Clean, fit and healthy. 	<p>By the end of the topic, children will be able to :</p> <ul style="list-style-type: none"> ➤ Clean, fit and healthy.

<p>Value</p>	<ul style="list-style-type: none"> • Be able to write and illustrate a sentence. • Making the children confident and going beyond what was taught by giving first-hand experience through pictures. • Developing reading skills by joining sounds , making words and reading. • Development of listening, speaking, reading and writing skills for the purpose of effective communication. • Vocabulary building. • Analyze and interpret texts. 	<ul style="list-style-type: none"> • मात्रा और भाषा का विकास कराना । • ई और उ की मात्रा वाले शब्दों का ज्ञान । • ई और उ की मात्रा के शब्दों का सही उच्चारण कर पाएंगें । • शब्दों में ई और उ की मात्रा का सही प्रयोग कर पाएंगें । • ई और उ की मात्रा के शब्द लिख पाएंगें । • ई और उ की मात्रा के वाक्य पढ़ पाएंगें । • चित्र के साथ ई और उ के शब्द का प्रयोग समझ पाएंगें । • पाठ को पढ़ पाएंगें । • पाठ को समझ पाएंगें । • पाठ में से प्रश्न के उत्तर दे पाएंगें । • प्रश्न उत्तर लिख पाएंगें । • कविता - नानी आई • कविता - बुलबुल 	<ul style="list-style-type: none"> ➤ Missing numbers 1-120 ➤ Understand, recognise numbers . ➤ Count in sequence from 1 to 120.  <ul style="list-style-type: none"> ➤ Number names – 1 – 40 ➤ Recognise and read number names. ➤ Learn the spellings. ➤ Write the numbers in words and figures. ➤ Translate the written version into digits. 	<ul style="list-style-type: none"> • Understand the importance of good hygiene. • Connect the importance of good hygiene and good health  <ul style="list-style-type: none"> • How to have good personal hygiene.. • List of things needed to keep our body clean.  <ul style="list-style-type: none"> • Need to exercise everyday • Need for enough rest and sleep.
--------------	--	--	---	---

- Synthesize ideas and create interesting explanations.
- To enable the children to respond and explore.
- Have students lead structured small-group discussions.
- Create opportunities for students to see themselves as successful readers.
- Increasing children's observation power.
- Respond to and ask appropriate questions related to the lesson.
- Children will use key words and short sentences.



- Ascending Order.
 - understand, recognise numbers .
 - count in a sequence.
 - identify big and small numbers.names .
 - arrange numbers from the smallest to the biggest.




- Mental Maths .

- Need for healthy food and clean water
- Raksha Bandhan
 - Why and how it is celebrated.
 - Bond between brother and sister



- I love my family.
 - What is a family?
 - Kinds of families. – small and large, nuclear and joint.




- They will develop listening skills to interpret simple instructions and stories.
 - Giving children hands on approach at learning through play to spark the interest in children.
 - To enable children to be creative in their ideas.
 - Enable them to read words with correct pronunciation.
 - Vocabulary building.
 - Respond to and ask appropriate questions related to the lesson.
- Use of Is, Am, Are.
- Use of I, You.

- to do math “in their head” without using pencil and paper
- understand math concepts better
- get to the answer faster.



- Members of a family.
 - What do we do in a family?
- Independence Day
- Why and how it is celebrated.
 - How we got our freedom.
 - Our national symbols.



- Our tricolour national flag.
- Respect our country
- Unity in diversity



- Using is, am, are with the help of pronouns at appropriate places.
- Children will be explained that (am) is for the first person singular (I am),(is) is for the third person singular (he is, she is, it is) and are is for the first person plural (we are), the second person singular and plural (you are) and the third person plural (they are).
- Students will use basic grammatical structures in short conversations and discussions.
- Making lesson colourful and easy so as to make the concept simpler.

- What they can do for their country
- Home, sweet home!
- Need for a house
- Different rooms in the house.



- Uses of different rooms of a house
- Janamashtami
- Why and how it is celebrated.
- Story of lord krishna's birth.
- Stories about lord krishna - his love for butter, kalia naag, govardhan hill,

- Encouraging creativity and individual expression .

seeing the universe



- In lord krishna's mouth, bakasura demon etc
- Singing bhjans and songs like chotti chotti gaya, haathi ghoda palki .