



Summer holidays is a time to relax and enjoy. This summer vacation, spend quality time with your family and create some memorable moments. We'll meet again after the vacation..


A decorative border surrounds the central text. It features a repeating pattern of colorful letters (U, V, W, X, Y, Z) and small figures of children playing. The letters are in various colors like red, blue, green, and yellow. The figures are simple, colorful drawings of children in various poses.

INSTRUCTIONS FOR THE HOLIDAY HW

▲ Revise all the work done till now as they will be evaluated (UT-1) after the summer holidays.

▲ Children are required to do 1 page of writing in English and Hindi on alternate days in a new 3 in one note book.


▲ Kindly follow the pattern given (Cursive for English)



HOLIDAY
Homework

Keep them
learning
over
Summer!






Kindly make any 10 action words - verbs (playing, eating) on A-4 size coloured sheets. You can either draw or paste pictures or use any creative method of your choice. Pictures should be big and bold.



**Use A-3 size
coloured sheets
to depict any
story of your
choice as shown.**




**Kindly use waste
material and give
it a 3D effect.
Minimum 5-6
sheets should be
used.**



**Use A-4 size coloured sheets .
Flash cards should be big and bold.**



Use A-4 size
coloured sheets .
Flash cards
should be big
and bold.
Minimum 10
cards should be
made.



विलोम शब्द हिंदी में



विलोम / विपरीत शब्द



दिन



रात



साफ



गंदा



पास



दूर



अंदर



बाहर







1 2 3 4 5 6 7 8 9

MATHS

Make a model
of a clock

An illustration of three children sitting at desks in a classroom. To the right, there are two examples of clock models: one made of colorful paper petals and another with a smiling face.



Make it as
colourful
and
presentable
as you can.



Kite Skip counting activity

Learn along with Fun

By
Artistic Hands

Use A-3 size coloured sheets to depict any story of your choice as shown.



Kindly use waste material and give it a 3D effect. Minimum 5-6 sheets should be used

IT'S STORY TIME

Follow the given steps and create your own family puppets.

Material Required

- Disposable spoons (wooden) as per the number of family members.
- Colorful paper
- Wool of different colors.
- Googly eyes
- Fevicol / glue stick
- Child friendly scissors
- Black marker / black sketch pen
- Small pot / any old mug



Method:

- Paste googly eyes on the spoon.
- Use black sketch pen / marker to draw facial features.
- Paste wool on the spoon to make hair.
- Cut the colored sheet in different shapes to make the body and dress of family members. (As shown in the picture).
- Cover the pot / old mug with colored sheets and decorate it.
- Place all the stick puppets in this pot.
- Count and write the number of family members on the pot.
- Learn any incident / real story of your family and narrate it.





KINDLY NOTE:

- 1. Holiday HW should be very colourful and bold.**
- 2. Make use of waste material and give it a 3D effect where ever possible.**
- 3. HW will be marked and graded, date of submission will be given after the holidays.**
- 4. Kindly send the Holiday HW only when asked for.**